

Silhouette®

AUTHENTIC EYEWEAR. SINCE 1964.

Mod. 1558



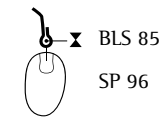
SILHOUETTE
Urban LITE

Urban LITE
Mod. 1558

Kastensystem/Boxing system/Système de castes

	mm	52 x 43 (17,86 cm²)	54 x 44 (19,27 cm²)
	mm	58	60
	mm	15	15
	mm	145	145

Bügel-Sonderlängen / Special temple lengths / Branches longueurs spéciales: 140 mm



Ersatzteile / Spare parts / Pièces de rechange

Mod. 1558

SPX®+ Fassung mit Metallbügel aus High-Tech Titan
SPX®+ frame with metal temples made of High Tech Titanium
Monture en SPX®+ avec branches en High Tech Titanium

Col. /10-6051
verchromt, mit Lackfinish
chromium plated with lacquer finish
chromé avec finition vernie

Col. /60-6057
mit Ruthenium beschichtet, mit Lackfinish
ruthenium plated, with lacquer finish
plaqué en ruthenium, avec finition vernie

Col. /40-6054, 6055, 6056, 6061, 6062, 6063
mit Farbfinish und Lackbeschichtung
with colour- and lacquer-finish
avec couleur de finition-vernies


technische Änderungen und Druckfehler vorbehalten
specifications are subject to change without notice, no liability will be assumed for misprints
sous réserve de modifications techniques et d'erreurs d'impression

www.silhouette.com

Urban LITE
Mod. 1558



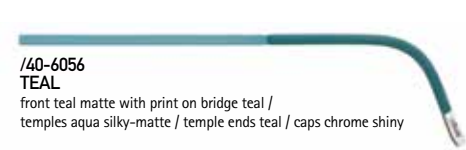
/10-6051
BLACKBERRY / SILVER
front blackberry matte with print on bridge dark purple /
temples chrome silky-matte / temple ends bordeaux /
caps chrome shiny




/40-6054
BLACK
front black matte / temples black matte /
temple ends black / caps black shiny



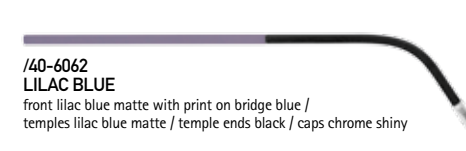
/40-6055
HAVANNA / TAUPE
front havanna amber matte / temples taupe matte /
temple ends brown / caps titanium shiny




/40-6056
TEAL
front teal matte with print on bridge teal /
temples aqua silky-matte / temple ends teal / caps chrome shiny




/40-6061
SOFT JADE
front jade matte with print on bridge mint pearl /
temples jade matte / temple ends grey / caps chrome matte



/40-6062
LILAC BLUE
front lilac blue matte with print on bridge blue /
temples lilac blue matte / temple ends black / caps chrome shiny



/40-6063
RUBY RED
front ruby red matte with print on bridge red /
temples ruby red silky-matte / temple ends black / caps black shiny



/60-6057
BEIGE / MATTE GREY
front beige matte with print on bridge mud /
temples ruthenium matte / temple ends beige / caps titanium shiny

Optische Linse mit Nylon-Nut schleifen

Nuttiefe:	0,4 - 0,5 mm
Nutbreite:	0,7 mm
Basiskurve Fassung:	5B
Basiskurve Linse:	4-6 B
Minimale Glasranddicke:	1,8 - 2,0 mm

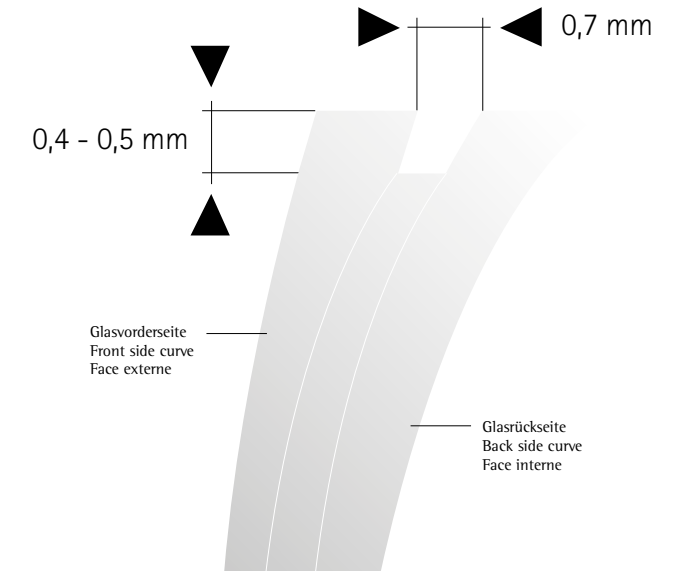
Milling of optical lenses with nylon-groove:

Groove-depth:	0,4 - 0,5 mm
Groove-width:	0,7 mm
Basis curve frame:	5B
Basis curve lens:	4-6 B
Minimum thickness of lens rim:	1,8 - 2,0 mm

Taillage des verres optiques avec rainure nylon

Profondeur de rainure:	0,4 - 0,5 mm
Largeur de rainure:	0,7 mm
Courbure de base de la monture:	5B
Courbure de base du verre:	4-6 B
Verre:	1,8 - 2,0 mm

IN-LINE GLAZING



Scheibenform ausschließlich mit Formscheiben oder OMA-Daten übertragbar!
Transfer shape only via formers or OMA-files!
Transfer de la forme uniquement en utilisant le gabarit ou le dossier OMA!

- ACHTUNG:** wegen der minimalistischen Querschnitte des Brillenrahmers **auf keinen Fall erwärmen!**
- ATTENTION:** due to minimalist diameters of front frame **do not heat under any circumstances!**
- ATTENTION:** en raison du contour mince, **ne jamais chauffer la monture!**

Linse von hinten einsetzen!
Notiz: beim Einsetzen von vorne, Gefahr des Ausplatzens

Insert lens from behind!
Note: mounting from the front could crack the lens

Insérez le verre par l'arrière!
Note: l'insertion par l'avant peut causer un bris du verre