

Style Shades 5090

available in 2 colours
disponible en 2 couleurs

Style Shades 5090 A2

lens colour / couleur des verres:
grey with silver flash-mirror / gris avec miroir argenté
bridge colour / couleur du pont:
grey silky-matte / gris mat soyeux



5090 A2 0301 59/15 S
62/15 L



5090 A2 0101 59/15 S
62/15 L



5090 A2 0401 57/15 S
60/15 L



5090 A2 0201 58/15 S
61/15 L



5090 A2 0501 57/15 S
60/15 L

Style Shades 5090 B2

lens colour / couleur des verres:
brown with bronze flash-mirror / brun avec miroir bronze
bridge colour / couleur du pont:
bronze silky-matte / bronze mat soyeux



5090 B2 0302 59/15 S
62/15 L




5090 B2 0102 59/15 S
62/15 L



5090 B2 0402 57/15 S
60/15 L



5090 B2 0202 58/15 S
61/15 L



5090 B2 0502 57/15 S
60/15 L



Die Designs bieten eine Variation klassischer Sonnen-Shapes, sodass die meisten Scheiben leicht abgedeckt werden können.
The designs offer a variety of classic sun shapes, so that the most lenses can be covered easily.
Les designs offrent une variété de formes solaires classiques de manière à recouvrir facilement la plupart des lentilles.



W SH00 10 0015 0065
Display Style Shades
(without content and without motive)

Silhouette[®]

AUTHENTIC EYEWEAR. SINCE 1964.

Mod. 5440
5443
5444
5467

available / disponible:
Style Shades 5090

Mod. 5440
5443
5444
5467

B 5440
B 5443
B 5444
B 5467
BM 602
145 mm
150 mm

GK 247

MST 907

BLS 58

BLS 85

SP 96

SHE 224

FS 5440/53
5440/55
FS 5443/53
5443/55
FS 5444/52
5444/54
FS 5467/52
5467/54



P 0033
Universal-Montage-Box
universal mounting-box
boîte de montage universelle



P 0031
Zangen-Box
pliers box
boîte pour pinces

Für die bestmögliche Produktqualität und höchste Kundenzufriedenheit empfiehlt Silhouette folgende Brillenglasmaterialien: n ≥ 1,6 (+ PC, Trivex)
For the best product quality and highest customer satisfaction Silhouette recommends following lens materials: n ≥ 1,6 (+ PC, Trivex)
Pour la meilleure qualité de produit et la plus haute satisfaction des clients, Silhouette recommande les matériaux de lentilles ci-dessous: n ≥ 1,6 (+ PC, Trivex)

Ersatzteile / Spare parts / Pièces de rechange

Mod. 5440, 5443, 5444, 5467

Metallgarnitur aus High-Tech Titan mit Teilen aus SPX⁺, alle Metallteile mit 23 Karat Gold beschichtet
Metal chassis made of High-Tech Titanium with parts made of SPX⁺, all metal parts 23 carat gold plated
Kit en métal en High-Tech Titanium avec parties en SPX⁺, toutes les parties en métal plaqué-or de 23 carat

Oberflächen Metallteile / Metall parts surface / surfaces métalliques

Col. /00-6050
23 Karat Gold beschichtet und rhodiniert
23 carat gold plated and rhodium plated
plaqué-or de 23 carat et rhodié

Col. /20-6051
23 Karat Gold beschichtet
23 carat gold plated
plaqué-or de 23 carat

Col. /60-6052, 6053
23 Karat Gold beschichtet und mit Ruthenium beschichtet
23 carat gold plated and ruthenium plated
plaqué-or de 23 carat et plaqué en ruthenium


technische Änderungen und Druckfehler vorbehalten
specifications are subject to change without notice, no liability will be assumed for misprints
sous réserve de modifications techniques et d'erreurs d'impression

www.silhouette.com

SILHOUETTE
CARBON REFINED



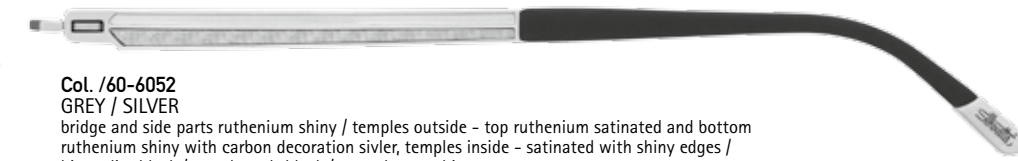
Col. /00-6050
SILVER / BLACK
 bridge and side parts rhodium shiny / temples outside - top rhodium satinated and bottom rhodium shiny with carbon decoration black-grey, temples inside satinated with shiny edges / hinge disc black / temple ends black / caps chrome shiny



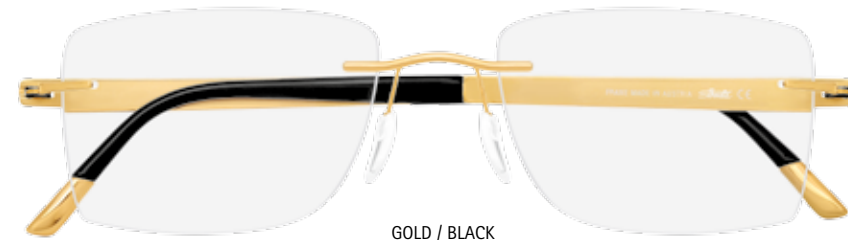
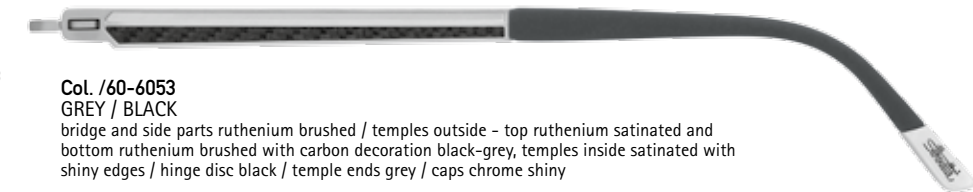
Col. /20-6051
GOLD / BLACK
 bridge and side parts gold shiny / temples outside - top gold satinated and bottom shiny with carbon decoration black-grey, temples inside - satinated with shiny edges / hinge disc black / caps gold shiny



Col. /60-6052
GREY / SILVER
 bridge and side parts ruthenium shiny / temples outside - top ruthenium satinated and bottom ruthenium shiny with carbon decoration sivler, temples inside - satinated with shiny edges / hinge disc black / temple ends black / caps chrome shiny



Col. /60-6053
GREY / BLACK
 bridge and side parts ruthenium brushed / temples outside - top ruthenium satinated and bottom ruthenium brushed with carbon decoration black-grey, temples inside satinated with shiny edges / hinge disc black / temple ends grey / caps chrome shiny



GOLD / BLACK
Mod. 5440/20-6051

Kastensystem/Boxing system/Système de castes

	mm	53 x 37 (16,99 cm²)	55 x 38 (18,30 cm²)
	mm	59	62
	mm	19	19
	mm	145	150



SILVER / BLACK
Mod. 5443/00-6050

Kastensystem/Boxing system/Système de castes

	mm	53 x 39 (17,81 cm²)	55 x 40 (19,18 cm²)
	mm	59	62
	mm	19	19
	mm	145	150



GREY / SILVER
Mod. 5444/60-6052

Kastensystem/Boxing system/Système de castes

	mm	52 x 33 (15,02 cm²)	54 x 34 (16,20 cm²)
	mm	56	58
	mm	19	19
	mm	145	150



GREY / BLACK
Mod. 5467/60-6053

Kastensystem/Boxing system/Système de castes

	mm	52 x 34 (15,87 cm²)	54 x 35 (17,11 cm²)
	mm	59	61
	mm	19	19
	mm	145	150