

Silhouette®

AUTHENTIC EYEWEAR. SINCE 1964.





Mod. 2888



SILHOUETTE SPX ILLUSION

SPX ILLUSION Mod. 2888

Kastensystem / Boxing system / système de castes

	mm	53 x 36 (15,75 cm²)	55 x 37 (16,96 cm²)
	mm	57	59
	mm	15	16
	mm	140	145



B 2888
BC 658
140 mm
145 mm



SHE 153/2



GK 224



FS 2888/53
2888/55

Ersatzteile / Spare parts / Pièces de rechange

Mod. 2888

SPX+ Fassung
SPX+ frame
Monture en SPX+

Oberfläche Metallteile / Metal parts surface / surfaces métalliques

Col. /10-6050, 6052, 6054, 6056, 6057
mit Titan beschichtet, mit Lackfinish
titanium plated, with lacquer finish
plaqué en titane, avec finition vernie


Col. /20-6051
vergoldet, mit Lackfinish
gold plated, with lacquer finish
plaqué-or, avec finition de lacque

Mod. 2888

Silhouette[®]
AUTHENTIC EYEWEAR. SINCE 1964.



/10-6050
BLACK
front black shiny / temples black shiny /
temple ends black / caps black shiny



/10-6052
GREY MARBLE
front grey marble shiny / temples black shiny /
temple ends black / caps black shiny



/10-6054
BROWN BLACK GRADIENT
front brown black gradient shiny / temples black shiny /
temple ends black / caps black shiny



/10-6056
PURPLE GRADIENT
front purple gradient shiny / temples purple shiny /
temple ends black / caps black shiny



/10-6057
TEAL BLACK GRADIENT
front teal with black shiny / temples black shiny /
temple ends black / caps black shiny



/20-6051
BROWN MARBLE
front brown marble shiny / temples brown marble shiny /
temple ends black / caps black shiny

